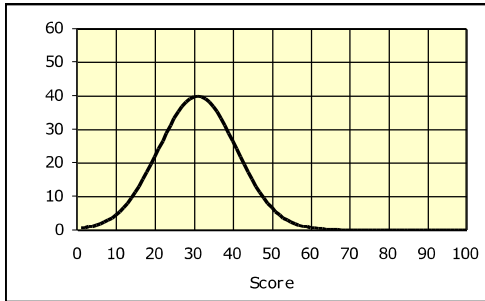
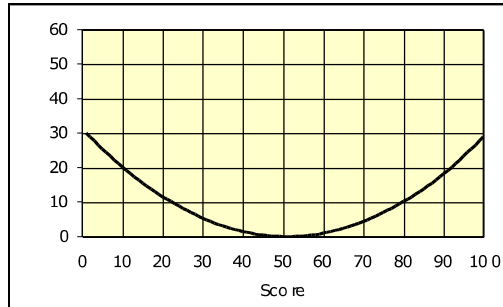


## Card Set: Frequency Graphs

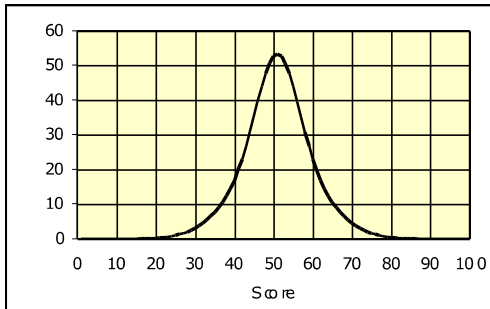
Frequency Graph A



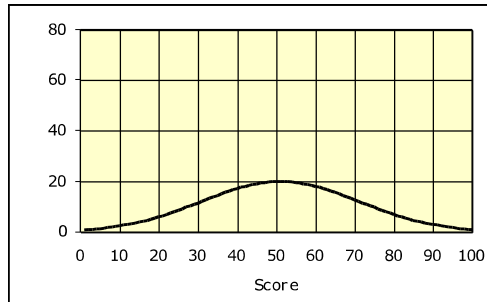
Frequency Graph B



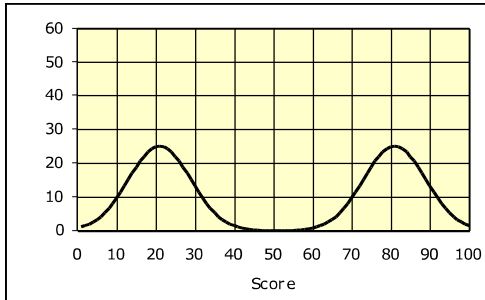
Frequency Graph C



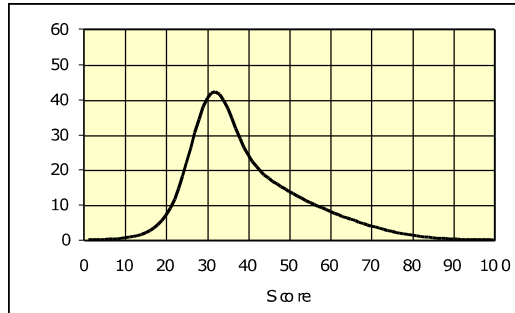
Frequency Graph D



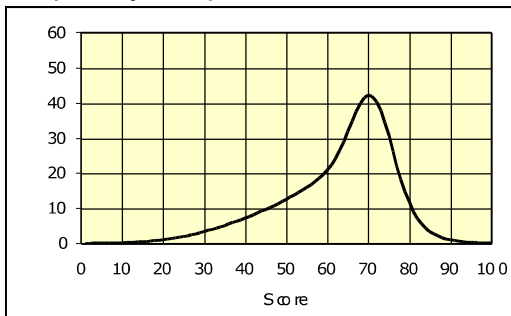
Frequency Graph E



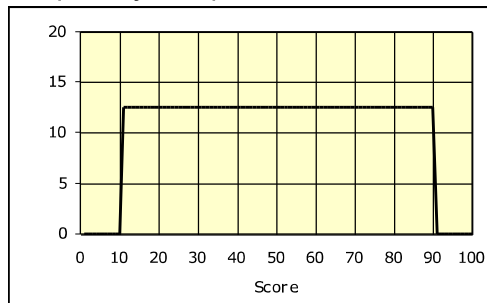
Frequency Graph F



Frequency Graph G



Frequency Graph H



### Card Set: Interpretations

<p>1.</p> <p>This was the sort of test where you could either do everything or you couldn't get started.</p>	<p>2.</p> <p>This test did not sort out the stronger students from the weaker ones. They all got similar scores.</p>
<p>3.</p> <p>Two groups of students took the test. One group had studied the work for two years. The other group had only just begun.</p>	<p>4.</p> <p>This test resulted in a huge range of scores. Everyone could do something but nobody could do it all.</p>
<p>5.</p> <p>In this test, the median score was greater than the mode score.</p>	<p>6.</p> <p>In this test, the median score was smaller than the mode score.</p>
<p>7.</p> <p>In this test, the median and the mode scores were the same. There was a very big range of scores.</p>	<p>8.</p> <p>This test was much too difficult for most people.</p>